



Asignatura	inglés	Docente	Sandra Rodríguez	Jornada	T
Correo Docente	sandra.rodriguez@iedtecnicointernacional.edu.co			Curso	Quinto

Actividades

GUIDELINE 7

Goal: Identificar las preposiciones de lugar









Time: 3 weeks (tiempo estimado, 3 semanas)


PREPOSITIONS OF PLACE

Activities

1. Check this information/ revisa este cuadro

Preposiciones de Lugar

<p>In: Dentro de</p>  <p>The key is in the box La llave está dentro de la caja</p>	<p>On: Sobre/Encima de</p>  <p>The ball is on the chair El balón está sobre la silla</p>
<p>Behind: Detrás de</p>  <p>The cat is behind the purse El gato está detrás del bolso</p>	<p>Next to: Al lado de</p>  <p>The pear is next to the lamp La pera está al lado de la lámpara</p>
 <p>Si quieres aprender inglés GRATIS, ve a: www.aprenderinglesrapidoyfacil.com</p>	<p>Under: Debajo de</p>  <p>The bird is under the umbrella El pájaro está debajo del paraguas</p>
<p>In front of: En frente de</p>  <p>The tiger is in front of the tree El tigre está en frente del árbol</p>	<p>Between: Entre</p>  <p>The spoon is between the fork and the knife La cuchara está entre el tenedor y el cuchillo</p>



in on under in front of behind

next to above below between

on the left opposite on the right



2. Después de revisar el cuadro anterior, escoge la opción correcta. Después de **There is** va **a-an** (un, uno, una). Haz una lista de todas las palabras nuevas, búscalas en el diccionario y escríbelas en tu cuaderno.



in on under behind at between

1. There is ___ doll ___ the sofa.
2. There is ___ ball ___ the table.
3. There is ___ cat ___ the armchair.
4. There is ___ apple ___ the table.
5. There is ___ dog ___ the table.
6. There is ___ umbrella ___ the sofa.
7. There is ___ picture ___ the wall.
8. There is ___ vase ___ the table.
9. There ___ robot ___ the floor.
10. There is ___ car ___ the armchair.
11. There is ___ lamp ___ the sofa.
12. There is ___ teddy ___ the armchair.



1. There is ___ ball ___ the armchair.
2. There is ___ umbrella ___ the floor.
3. There is ___ picture ___ the wall.
4. There is ___ apple ___ the bed.
5. There is ___ bike ___ the floor.
6. There is ___ vase ___ the table.
7. There is ___ flower ___ the sofa.
8. There is ___ chair ___ - the table.
9. There is ___ lamp ___ the sofa and the armchair.
10. There is ___ robot ___ the bed.
11. There is ___ mouse ___ the chair.
12. There is ___ window ___ the sofa.
13. There is ___ flower ___ the vase.



Completa con las palabras y en el segundo ejercicio, realiza la suma / Write the words and add them up

Numbers 10-100

1. What's the number?

Write the number under the pictures.

ten	twenty	thirty	forty	fifty
sixty	seventy	eighty	ninety	a hundred
30	10	60	40	70
	ten			
100	90	50	20	80

2. Add them up!

Write the numbers and add them up!

- a. 20 twenty + 30 thirty = fifty
- b. 30 _____ + 50 _____ = _____
- c. 60 _____ + 10 _____ = _____
- d. 20 _____ + 40 _____ = _____
- e. 10 _____ + 80 _____ = _____
- f. 40 _____ + 60 _____ = _____