



TEACHERS:	*Luz Myriam Saavedra (miryam.saavedra@iedtecnicointernacional.edu.co) *Yamile Rodríguez Cadena (yamile.rodriguez@iedtecnicointernacional.edu.co)	LEVEL:	6 th	WEEK:	5		
DEADLINE:	05-03-2021	TRIMESTER:	I	SUBJECT:	ENGLISH	AREA:	HUMANIDADES

TOPICS:	*Classroom objects and supplies *Singular and plural nouns. *Where are you from? countries and nationalities	SKILLS:	Grammar, writing, reading, listening and speaking
----------------	--	----------------	---

STUDENT'S NAME:		COURSE:	60__
------------------------	--	----------------	------

"APRENDE EN CASA" WORKSHOP No. 3 – Week 5

1. **GRAMMAR REVIEW AND READING:** Check the information below about the use of "a-an-some". (Revisa la información a continuación sobre el uso de "a-an-some").



We use **A** or **AN** with singular nouns.
A is used when a noun starts with a consonant sound;
e.g. *A dog, a book, etc.*
AN is used when a noun starts with a vowel sound;
e.g. *An apple, an hour, etc.*

We use **SOME** with countable nouns (only with their plural) and with uncountable nouns.
SOME is used in:
* positive sentences;
e.g. *I have got some time.*
* questions, expressing requests and offers;
E.g. *Would you like some tea?*
Can I have some biscuits?








We use **ANY** with countable nouns (only with their plural) and with uncountable nouns.
ANY is used in:
* negative sentences;
e.g. *I haven't got any time.*
* general questions;
e.g. *Have you got any sisters?*
Is there any tea left?

Taken from:
<https://en.islcollective.com/english-esl-worksheets/grammar/some-or-any/some-any/13673>

2. **WRITING AND READING:**
- a. **Look at the picture below and identify and practice the objects in this classroom and their quantity. Check the use of "a, an, some".** (Observa la imagen de abajo e identifica y practica los objetos de este salón de clases y su cantidad. Comprueba el uso de "a, an, some").



b. Look at the images. Complete the questions with "a, an or some" and give an answer for them. If the answer is negative, give the correct information, using the verb "To be". (Mira las imágenes. Completa las preguntas con "a, an o some" y dar una respuesta para ellos. Si la respuesta es negativa, dar la información correcta, utilizando el verbo "To be").

 <p>Is it <i>a</i> book? <i>No, it isn't. It's a pencil.</i></p>	 <p>1. Is it _____ board? _____ _____</p>	 <p>2. Are they _____ pens? _____ _____</p>	 <p>3. Is this _____ English book? _____ _____</p>	 <p>4. Is it _____ dictionary? _____ _____</p>	 <p>5. Are they _____ tables? _____ _____</p>	 <p>6. Is it _____ bag? _____ _____</p>
---	--	--	---	--	--	--

4. LISTENING:

- a. Listen to children at the Second Youth Intercultural Encounter in Medellín and complete the answers. (Escucha a los niños en el Segundo Encuentro Intercultural Juvenil en Medellín y completa las respuestas.)

ATTENTION! Found the corresponding audio in your institutional e-mail. (Encuentra el audio correspondiente en tu correo institucional.)

- a. Where's Paola from? _____
b. How old is she? _____
c. Which city's Kenji from? _____

- d. What's Josh's nationality? _____
e. How old's Mei-Li? _____

- b. Listen to the radio programme about the Intercultural Encounter in Medellín and tick (✓). (Escucha el programa de radio sobre el Encuentro Intercultural en Medellín y marcar.)

ATTENTION! Found the corresponding audio in your institutional e-mail. (Encuentra el audio correspondiente en tu correo institucional.)



bagels

- China
 the USA



The Great Wall

- China
 the USA



The Heaven Temple

- China
 the USA



noodles

- China
 the USA



The Statue of Liberty

- China
 the USA

5. SPEAKING:

- a. Write about your country and town or city following the example. **IMPORTANT!** Use the Word Bank to help you.

Then, tell your class. (Escribe sobre tu país y pueblo o ciudad siguiendo el ejemplo. ¡IMPORTANTE! Usa el Banco de Palabras para ayudarte. Luego, dile a tu clase.) **EXAMPLE:**

<p>My country: <u>is Colombia.</u></p> <p>An interesting place in my country: <u>is Caño Cristales.</u></p>	<p>My town: <u>is San Juan Nepomuceno.</u></p> <p>We're: <u>kind and funny.</u></p>
---	---

Now, it is your turn.
(Ahora, es tu turno.)

The image shows two notepad templates side-by-side. The left notepad has a pink tab and contains the text: "My country:" followed by a horizontal line, "An interesting place in my country:" followed by another horizontal line. The right notepad has a teal tab and contains the text: "My town:" followed by a horizontal line, and "We're:" followed by another horizontal line.

A light blue sticky note with the title "Word Bank" and a list of adjectives: "quiet", "kind", "serious", "funny", and "hard-working".

b. Use the data before and record an audio reading this information about your country and your town or city. Send it by e-mail to your English teacher. (Utiliza los datos anteriores y graba un audio leyendo la información sobre tu país y tu pueblo o ciudad. Envíalo por correo a tu profesora de inglés.)

¡AUTOEVALUÉMONOS!

Responde las siguientes preguntas con toda sinceridad, según tu parecer:

A. ¿Qué aprendiste al realizar los ejercicios propuestos?

B. ¿De las actividades propuestas, qué se te facilitó más?

C. ¿Qué se te dificultó?

D. ¿Consideras que necesitas refuerzo en algún tema o en alguna actividad específica?
