



DOCENTE: CAROLINA PISCO ARDILA

ASIGNATURA: INGLÉS

GRADO: 10° CURSO: 1001 – 1002 J.T

CODIGO: I – 04 - 15- 03- 2021

TEMA: Comparative and superlative adjectives

NAME: _____ COURSE: _____ DATE: _____

I. INTRODUCCIÓN:

Apreciados estudiantes y señores padres de familia las siguientes actividades a desarrollar, deben ser enviadas a más tardar el próximo viernes 19 de marzo al correo: carolina.pisco@iedtecnicointernacional.edu.co

II. CONCEPTUALIZACIÓN:

1. DESEMPEÑO A EVALUAR:

Reconoce y emplea los adjetivos comparativos y superlativos.

2. CONCEPTOS GENERALES:

Reglas estructurales en la formación de adjetivos comparativos y superlativos.

III. ACTIVIDADES POR DESARROLLAR:

1. Watch the video at the following link <https://www.youtube.com/watch?v=vj3SbCwQd9I> ; it is about Comparative and Superlative Adjectives.

2. Check the Comparative and Superlative Adjectives chart.

Comparative & Superlative Adjectives



Adjective	Comparative	Superlative
Angry	Angrier than	The angriest
Attractive	More attractive than	The most attractive
Bad	Worse than	The worst
Beautiful	More beautiful than	The most beautiful
Brave	Braver than	The bravest
Cheap	Cheaper than	The cheapest
Easy	Easier than	The easiest
Famous	More famous than	The most famous
Fat	Fatter than	The fattest
Funny	Funnier than	The funniest
Happy	Happier than	The happiest
Kind	Kinder than	The kindest
Modern	More modern than	The most modern
New	Newer than	The newest
Old	Older than	The oldest
Sad	Sadder than	The saddest
Silly	Sillier than	The silliest
Sweet	Sweeter than	The sweetest
Useful	More useful than	The most useful
Wet	Wetter than	The wettest
Wonderful	More wonderful than	The most wonderful
Young	Younger than	The youngest

3. Write the comparative forms


GRAMMAR CROSSWORD

COMPARATIVE ADJECTIVES




● Write the comparative forms of the adjectives in the spaces below.


big



ACROSS



- 1. big
- 5. mean
- 6. easy



- 8. hot
- 9. funny
- 13. unusual
- 15. good
- 16. cold


bigger

DOWN

- 1. busy
- 2. greasy
- 3. brave
- 4. difficult
- 5. interesting
- 7. strong
- 10. cheap
- 11. bad
- 12. far
- 14. short

- Do the listening exercises at the following links after that take a 100% correct score screenshots.

4. <https://www.esleschool.com/a1-sports-centre/>



A1 Sports Centre

Listen and write.

Day: Tuesday

Ages of children: 12 and (1)

Ate: (2)

Drank: (3)


Favourite sport: (4)

Name: (5) Mrs

5. <https://www.esl-lounge.com/student/listening/1L2-rockstar.php>

A rock star talks about her daily routine.

Listen to the mp3 file and put the words from the table into her itinerary. There are four extra phrases you don't need to use. Then listen again to check.



If the audio player above doesn't work, [click here](#) to download the audio file.

lunch	with my friends
a coffee	to eat in a restaurant
to bed	until about midday
my newspaper	my e-mail
a pastry and a coffee	to relax
arrive	the internet
with the music	do some shopping first

IV. AUTOEVALUACIÓN:

Cualitativa:

Responde las siguientes preguntas:

- ¿Qué aprendiste al desarrollar la guía propuesta? _____
- ¿Qué actividades se te facilitaron? _____
- ¿Qué actividades se te dificultaron? _____
- ¿Requieres refuerzo en algún tema desarrollado en la guía? _____