



**COLEGIO INSTITUTO TÉCNICO INTERNACIONAL IED**  
**P.E.I. EDUCACIÓN EN TECNOLOGÍA Y SU INFLUENCIA EN LA CALIDAD DE VIDA**



<b>TEACHERS:</b>	*Luz Myriam Saavedra (miryam.saavedra@iedtecnicointernacional.edu.co) *Yamile Rodríguez Cadena (yamile.rodriguez@iedtecnicointernacional.edu.co)	<b>LEVEL:</b>	6 <sup>th</sup>	<b>WEEK:</b>	<b>1</b>	
<b>DEADLINE:</b>	05-02-2021	<b>TRIMESTER:</b>	<b>I</b>	<b>SUBJECT:</b>	ENGLISH	<b>AREA:</b> HUMANIDADES

<b>TOPICS:</b>	*Living together *Introduce yourself and others * Basic personal information-Verb "to be" * Numbers * <b>VOCABULARY:</b> Family	<b>SKILLS:</b>	LISTENING, READING, WRITING, GRAMMAR, VOCABULARY
----------------	--	----------------	--

<b>STUDENT'S NAME:</b>		<b>COURSE:</b>	60__
------------------------	--	----------------	------

**“APRENDE EN CASA” WORKSHOP No. 1 – Week 1**



En la página “Colombia aprende” <http://aprende.colombiaaprende.edu.co/es/node/94010> podrás encontrar el Workbook que trabajaremos como referencia durante este año escolar.

---

On the "Colombia aprende" page <http://aprende.colombiaaprende.edu.co/es/node/94010> you will find the Workbook that we will work on as a reference during this school year.

1. **WRITING:** Realiza las actividades sugeridas en el libro de práctica para grado sexto **“Way to go 6th” workbook (páginas 3 y 5).** (Do the activities suggested in the sixth grade practice book **“Way to go 6th” workbook (pages 3 and 5).**)

# Unit »1

## Hello!



### Lesson 1 » My First Day at School!

1. Complete the conversations. Use the clues in the box and put them in the right place.


Carlos: Good morning, what's your full name?  
 Mariana: My name is Mariana Echenique.  
 Carlos: Excuse me, <sup>1</sup> \_\_\_\_\_?  
 Mariana: It's E-C-H-E-N-I-Q-U-E.  
 Carlos: Ok. <sup>2</sup> \_\_\_\_\_?  
 Mariana: No, I'm not. I'm 13.

Cristal: Hello! My name is Cristal.  
<sup>3</sup> \_\_\_\_\_?  
 Francisco: My name is Francisco.  
<sup>4</sup> \_\_\_\_\_, Cristal?  
 Cristal: I'm 12 years old.  
 Francisco: <sup>5</sup> \_\_\_\_\_, Cristal.  
 Cristal: Nice to meet you too, Francisco.

- How old are you?
- What's your name?
- Nice to meet you
- Are you 12?
- Can you spell your last name?

2. Now, answer the questions about you. Draw a picture of yourself in the box or paste a photograph.

1. What's your full name? \_\_\_\_\_
2. How old are you? \_\_\_\_\_
3. Are you in sixth grade? \_\_\_\_\_
4. What's your school's name? It's \_\_\_\_\_



3. Do the following math exercises. Write the answers with letters, not numbers! Then, get the secret code and find the mystery sentence.

Six + three = <u>nine</u> L	c. Two + one = _____ O	f. Six + two = _____ H	i. Four - four = _____ E
a. Eight - six = _____ S	d. Five + five = _____ W	g. Four + three = _____ !	j. Three + two = _____ space
b. Four - three = _____ C	e. Six - two = _____ T	h. Nine - three = _____ M	

10	0	9	1	3	6	0	5	4	3	5	2	1	8	3	3	9	7

## Lesson 3 » Making a Directory

1. Write the question you need to ask for the following information. Use *what's your...?* or *how old...?*

Information needed	Question
Name:	<i>What's your name?</i>
1. Last name	
2. Age	
3. ID number	
4. Mobile number	
5. Home number	

2. Read the following conversation of a teacher with his class and complete the missing information with the phrases from the box.

Name: Manuel Camargo  
Age: 13  
Grade: sixth grade

ID number: 1009675283  
Mobile number: 301 223 7621



Hello! This is Manuel Camargo. He <sup>1</sup> \_\_\_\_\_.  
(name) (age)  
He <sup>2</sup> \_\_\_\_\_ His <sup>3</sup> \_\_\_\_\_.  
(school's grade) (ID number)  
His <sup>4</sup> \_\_\_\_\_.  
(mobile number)

2. Now, write a paragraph about someone in your family. First complete the information.

Name: \_\_\_\_\_  
Last name: \_\_\_\_\_  
Age: \_\_\_\_\_  
ID number: \_\_\_\_\_  
Home number: \_\_\_\_\_

---



---



---



---

2. LISTENING - VOCABULARY: Revisa el vocabulario de miembros de la familia en este link para escuchar la pronunciación

<https://www.languageguide.org/english/vocabulary/family/> y realizar actividad sobre vocabulario.

(Check the vocabulary of family members in this link to listen to the pronunciation <https://www.languageguide.org/english/vocabulary/family/> and conduct vocabulary activity).

# FAMILY WORDSEARCH

Find the hidden words.

Y P F C X M L R H I N L A W S  
O Z W A O T E E H U I T Z W H  
E D Y K T T W H M S S J V I L  
N B D X S H U K L K D B E Z B  
C R T I K D E E C R Q R A O W  
Q O S R C L J R V B E R Q N G  
Q T J J J Y N E P H E W R D D  
P H W G E S K D T F X E A E A  
P E P U K H A A O W H A F Q X  
Y R I O T R F O E T W I T C N  
G K S N E D J L O A W F S P I  
B C U H N O O M K E U Q G Z E  
S A T A D E D G E L R N G J C  
N O R P B N M B J L J W C U E  
M G B C A A R V R I R X S L F  
J O U R M C O U S I N B Q N E  
K X G E A N N L O Z R U U Y T



niece  
sister  
uncle  
wife  
aunt  
brother  
cousin  
father  
grandfather  
grandmother  
husband  
mother  
nephew




3. WRITING: Realiza la actividad sobre escritura de números del 1 al 20. (Do the activity on number writing from 1 to 20).

Match and write the numbers - colour

More resources [www.azendaweb.org](http://www.azendaweb.org)

1   
2   
3   
4   
5   
6   
7   
8   
9   
10

six  
four  
three  
one  
seven  
two  
five  
ten  
eight  
nine



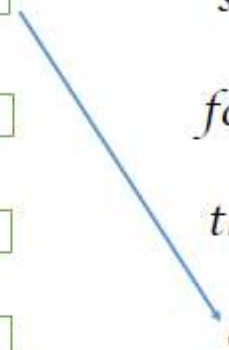
Match and write the numbers - colour

More resources [www.azendaweb.org](http://www.azendaweb.org)

1-one / 2-two / 3-three / 4-four / 5-five / 6-six / 7-seven / 8-eight / 9-nine / 10-ten

11   
12   
13   
14   
15   
16   
17   
18   
19   
20

sixteen  
fourteen  
thirteen  
eleven  
seventeen  
twelve  
fifteen  
twenty  
eighteen  
nineteen



4. SPELLING: Practica el abecedario en inglés. En esta dirección encontrarás un video para revisar la pronunciación correcta de las letras: <https://www.youtube.com/watch?v=36IBDpTRVNE>.

(Practice the alphabet in English. In this address you will find a video to check the correct pronunciation of the letters: <https://www.youtube.com/watch?v=36IBDpTRVNE>).

A B C D E F G  
H I J K L M N  
O P Q R S T  
U V W X Y Z

5. GRAMMAR: Realizar la actividad de aplicación del verbo "To be". (Do the application activity of the verb "To be").

### To be exercises

Maestraldia.com



#### 1) Circle AM - IS - ARE

- 1) I am - is - are sad
- 2) They am - is - are rulers
- 3) We am - is - are happy
- 4) You am - is - are good children
- 5) He am - is - are an English boy
- 6) It am - is - are a cat
- 7) Mary am - is - are tall and thin
- 8) Louis am - is - are a young baby
- 9) She am - is - are pretty
- 10) I am - is - are Italian

#### 2) Complete with AM - IS - ARE

- 1) He \_\_\_\_\_ English
- 2) They \_\_\_\_\_ tall and thin
- 3) Lucy \_\_\_\_\_ Italian
- 4) We \_\_\_\_\_ happy
- 5) You \_\_\_\_\_ short
- 6) My dog \_\_\_\_\_ black and white
- 7) I \_\_\_\_\_ a good student
- 8) They \_\_\_\_\_ at school
- 9) Tom \_\_\_\_\_ strong
- 10) It \_\_\_\_\_ a pencil

#### 3) Write the short form:

- 1) I am = \_\_\_\_\_
- 2) You are = \_\_\_\_\_
- 3) He is = \_\_\_\_\_
- 4) she is = \_\_\_\_\_
- 5) we are = \_\_\_\_\_
- 6) they are = \_\_\_\_\_

4) Write the sentences of ex. 2 at the negative form in your copybook

### To be exercises

Maestraldia.com



#### 1) Circle AM - IS - ARE

- 1) I am - is - are sad
- 2) They am - is - are rulers
- 3) We am - is - are happy
- 4) You am - is - are good children
- 5) He am - is - are an English boy
- 6) It am - is - are a cat
- 7) Mary am - is - are tall and thin
- 8) Louis am - is - are a young baby
- 9) She am - is - are pretty
- 10) I am - is - are Italian

#### 1) Complete with AM - IS - ARE

- 1) He \_\_\_\_\_ English
- 2) They \_\_\_\_\_ tall and thin
- 3) Lucy \_\_\_\_\_ Italian
- 4) We \_\_\_\_\_ happy
- 5) You \_\_\_\_\_ short
- 6) My dog \_\_\_\_\_ black and white
- 7) I \_\_\_\_\_ a good student
- 8) They \_\_\_\_\_ at school
- 9) Tom \_\_\_\_\_ strong
- 10) It \_\_\_\_\_ a pencil

#### 3) Write the short form:

- 1) I am = \_\_\_\_\_
- 2) You are = \_\_\_\_\_
- 3) He is = \_\_\_\_\_
- 4) she is = \_\_\_\_\_
- 5) we are = \_\_\_\_\_
- 6) they are = \_\_\_\_\_

4) Write the sentences of ex. 2 at the negative form in your copybook

## ¡AUTOEVALUÉMONOS!

Responde las siguientes preguntas con toda sinceridad, según tu parecer:

A. ¿Qué aprendiste al realizar los ejercicios propuestos?

---

---

B. ¿De las actividades propuestas, qué se te facilitó más?

---

---

C. ¿Qué se te dificultó?

---

---

D. ¿Consideras que necesitas refuerzo en algún tema o en alguna actividad específica?

---

---